




STUDY ISLAND

Implementation: For Principals & Admins

Study Island can be used in a variety of ways. The program is very intuitive and user-friendly. It can be as simple as just logging in and clicking "Start Studying!" Automatic remediation is built in with  Building Block Topics. Teachers can access all of their students' data from School Stats. There's even a "Topic Suggestion" report, making data analysis easier than ever!

However, if you're ready to take learning to the *NEXT LEVEL*, Study Island can help you get there! Here are some simple ideas to help motivate students, get parents involved, and increase instructional effectiveness using Study Island. For a free implementation consultation, email Implementation@studyisland.com today!

Increasing Instructional Effectiveness:



Use training tutorials and webinars to continue professional development year round.

Order customized training by contacting training@studyisland.com. Also, encourage teachers attend webinars and watch tutorials found in your HELP tab. A webinar calendar is available at www.studyisland.com/webinars/training.



Encourage teachers to sign up for the Study Island Community Forum. The Island Community is a digital meeting place for teachers to share and discuss their classroom experiences.



Use the Suggested Topics Report to plan professional development. The Suggested Topic Report will show you which topics need the most improvement. For topics with "high priority," offer lesson ideas to help teachers present the material in a new way. *To find the Suggested Topics report:* Pull a Class Summary Report for a specific topic and click the blue button in the top right corner.



Adjust the Passing Parameter to meet the students' needs. Within the "Adjust Difficulty Level" section (Admin page or School Stats page), Admins have 3 options. Option 1 will allow the Admin to lower the passing goal 6% or increase it 6%, 12%, or 18%.




Encourage teachers to use the Standard Map* to help align Study Island with the curriculum. Printing the Standard Map for multiple grade levels can also help with vertical planning or when looking for remediation/enrichment material for a student. *name varies by state



Group targeted students using Class Manager. This will make monitoring student progress easier and lead to early intervention. It will also allow teachers to take advantage of our newest enhancements: Parent Notifications, Live View, Writing Assignments, and Custom Assessment Builder ('CAB' is for 3rd-8th Math/Reading/Writing only).








Use Class Manager to monitor teacher use of Study Island. You can see a list of every class and who created it. The  icon tells you the class page is activated, meaning the teacher has created an assignment or note for his/her class.







Remind teachers that they can use Class Manager to post assignments from home. Your substitute will never misunderstand the lesson, and your students won't fall behind when a teacher is absent unexpectedly.


Taking Study Island BEYOND the Computer Lab:









-  **Take advantage of Study Island Printable Worksheets!** Encourage teachers to use Printable Worksheets to create class activities that appeal to various learning styles, supplement teacher-made tests, and assist students who are absent.
-  **Encourage teachers to use Study Island in Game Mode as an intro or conclusion to a lesson.** Kids love watching the teacher try to play the games!
-  **Inclement weather keeping your school down? Use Study Island to promote learning no matter what the weather.** Students can access their account from anywhere with internet. If your student's don't have access to the internet from home, encourage teachers to plan ahead. Teachers can use Printable Worksheets and Study Island lessons to create emergency packets to send home at the beginning of the year.
-  **Encourage usage over the summer break!** Send home "Login Cards" with student usernames and passwords. Tell parents to keep the login card on the refrigerator as a reminder for the student to study all summer long. Email Implementation@studyisland.com for a login card template and other motivational resources.
-  **Study Island is compatible with most Classroom Response Systems (clickers)!** Students can answer Study Island questions using their designated clicker and all of the data is stored inside Study Island! Contact Customer Support or refer to your Admin Page to find out which clicker systems are compatible with Study Island.

Getting Parents Involved:

-  **Host a Parent Night.** Invite parents to learn about Study Island. Create Custom Material to write a test of "Fun School Facts." Now your parents can experience Study Island while building a positive school culture! Email Implementation@studyisland.com for resources like parent letters, home usage worksheets, and PowerPoints.
-  **Encourage teachers to print out the Individual Student Report and send it home to parents.** Include the Suggested Topics Report so students know exactly what to focus on. These reports can be found inside the student's account, but there's no steadfast reminder like a piece of paper on the refrigerator door!
-  **Show teachers how to schedule  Parent Notifications.** Parent Notifications range from general emails created by the teacher to assignment alerts. Email implementation@studyisland.com for a "Parent Notification Letter," and let your parents sign up for the notifications of their choice.

Motivating Students:

-  **Encourage healthy competition between classes.** Post a bulletin board in the hall tallying the number of blue ribbons each class/grade has earned.

9 th				
10 th				
-  **Motivate students by displaying their success.** Kreitner Elementary in IL had students "feed the caterpillar" every time they got a Blue Ribbon. Students worked hard on Study Island and see if they could make the caterpillar grow across the entire hallway!
-  **Send students messages through the Message Center!** Include weekly stats and encouraging notes.